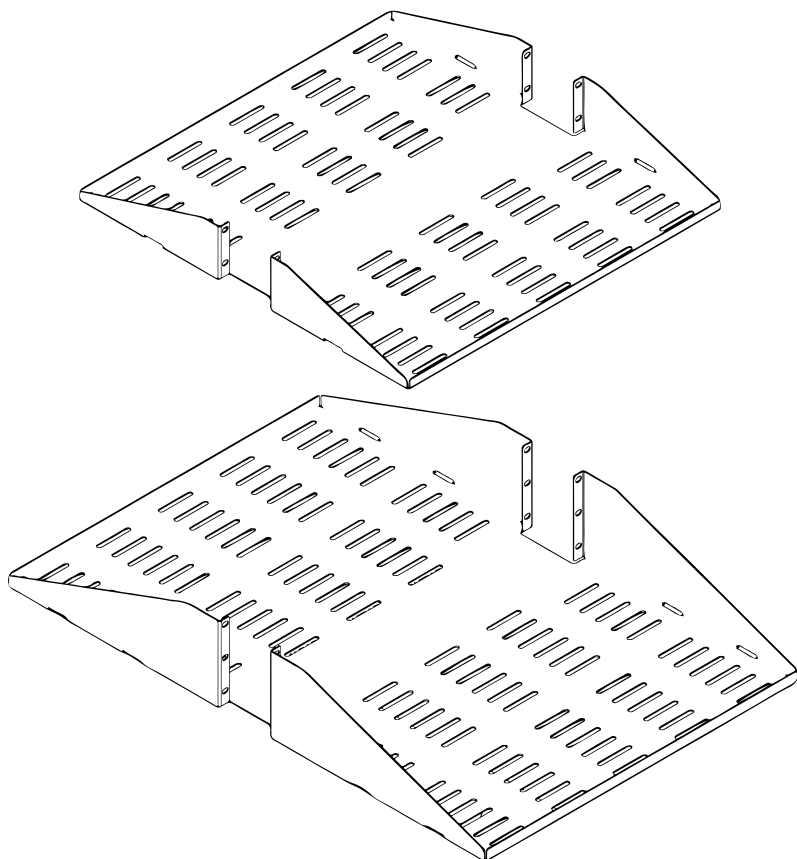




Fixed Relay Rack Shelves



Installation Instructions

Kit P/N:

2USHL-022FULL-20UV

3USHL-022FULL-29UV

2USHL-022FULL-20US

3USHL-022FULL-29US

2USHL-022FULL-20DV

3USHL-022FULL-29DV

2USHL-022FULL-20DS

3USHL-022FULL-29DS

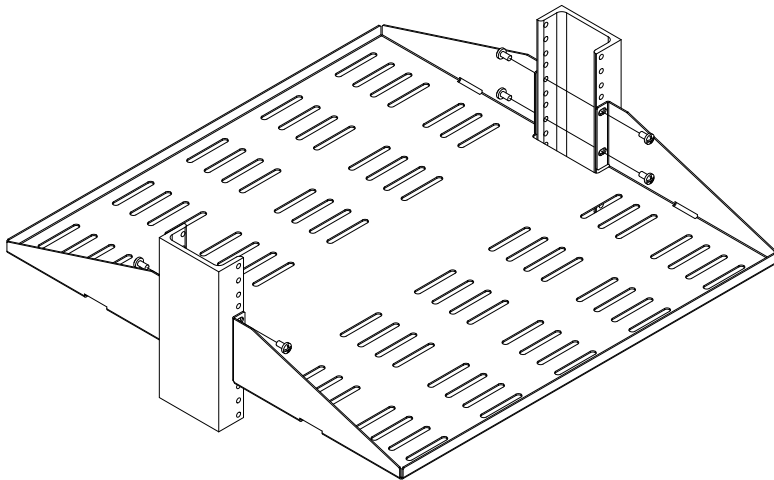
Kit Contents

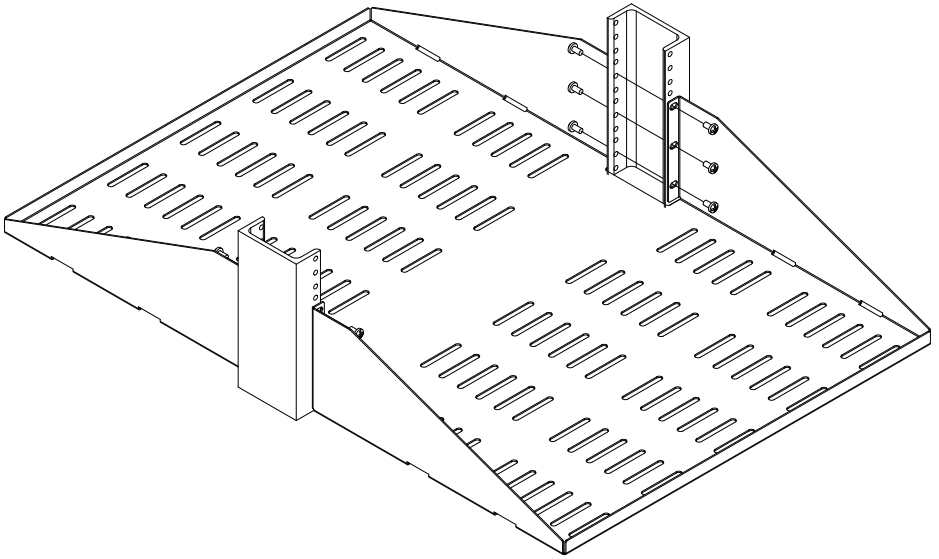
Assembly Hardware:

- (1) Shelf
- (12) 10-32 Pan Head Screws
- (12) 12-24 Pan Head Screws

Installation Instructions

- Step 1.** Attach Shelf To Rack: Line up 2 holes in each attachment flange and bolt to rack in desired position using the 10-32 or 12-24 pan head screws.







Boldly Creative



Expert Customer Service



Focus On Quality



Ships Same Day

Warranty Statement

Innovation First, Inc. warrants our products against defects in material and workmanship for a period of one (1) year from the date of purchase. Innovation First, Inc. liability shall be limited to repairing or replacing, at our option, any defective product.