



Boldly Creative



Expert Customer Service



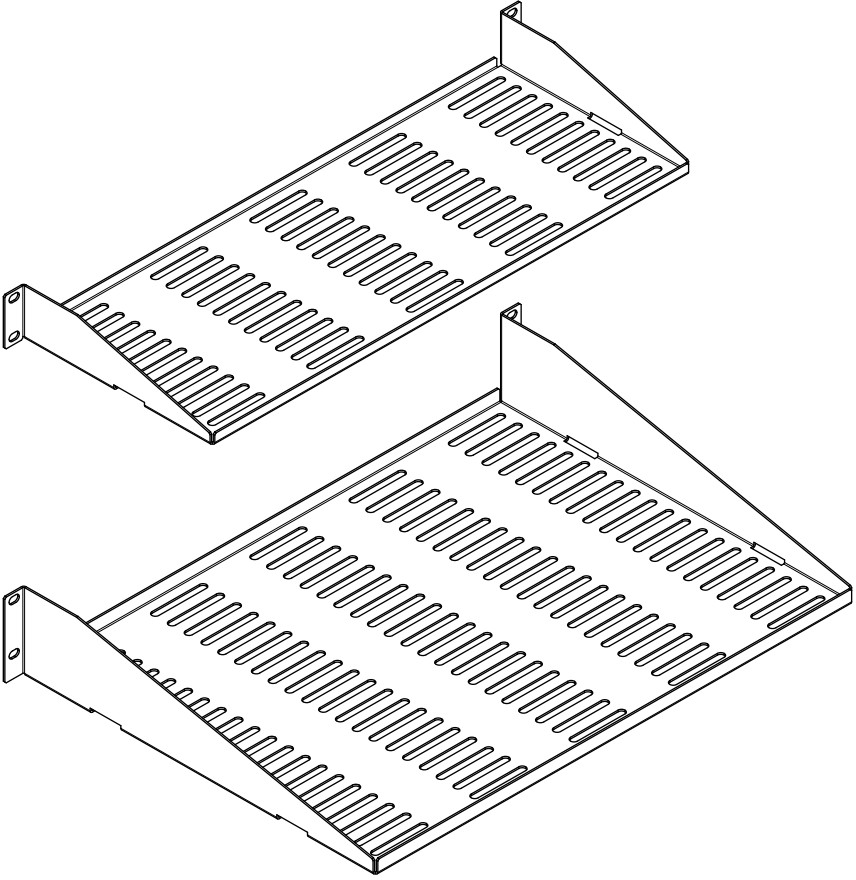
Focus On Quality



Ships Same Day

Patent(s) Pending

Fixed Relay Rack Shelves



Installation Instructions

Kit P/N:

1USHL-022HALF-7UV

1USHL-022HALF-7US

1USHL-022HALF-7DV

1USHL-022HALF-7DS

2USHL-022HALF-13UV

2USHL-022HALF-13US

2USHL-022HALF-13DV

2USHL-022HALF-13DS

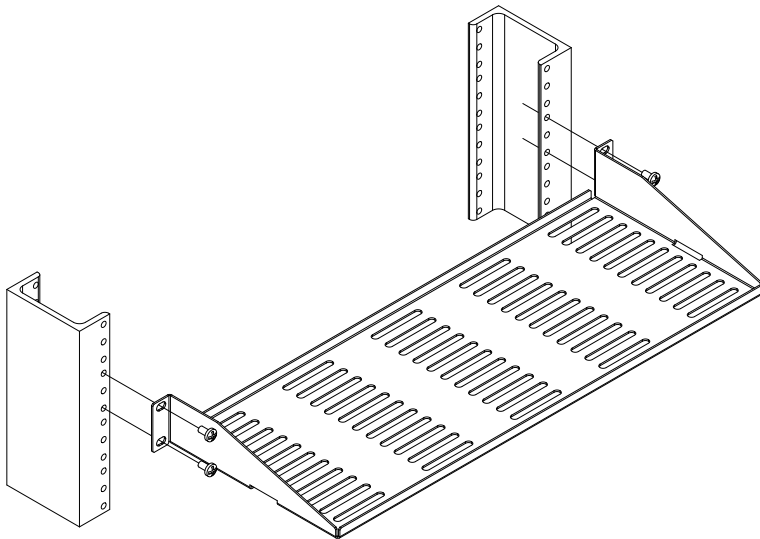
Kit Contents

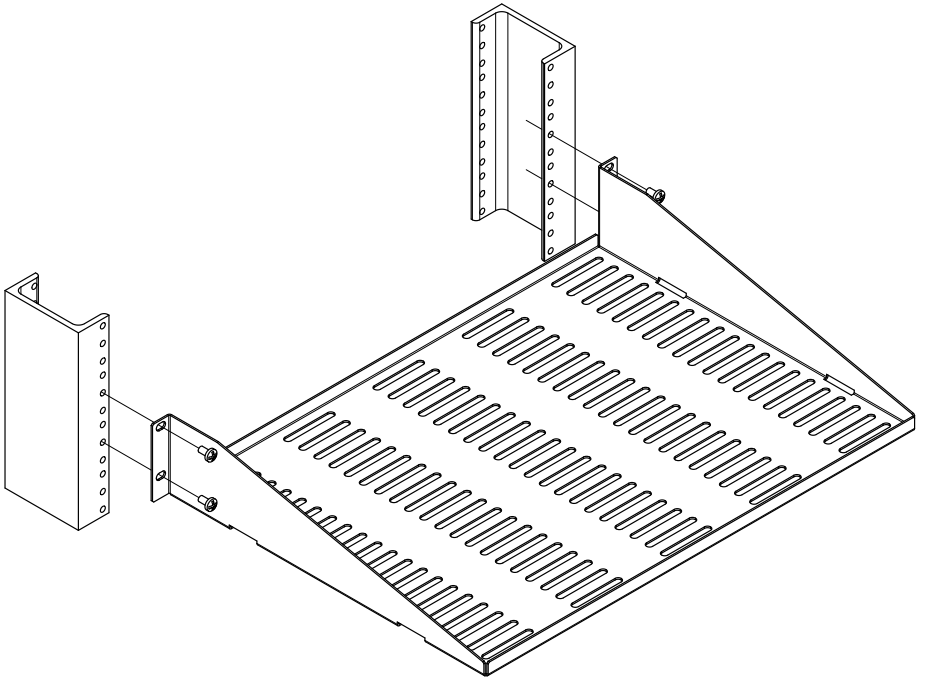
Assembly Hardware:

- (1) Shelf
- (4) 10-32 Pan Head Screws
- (4) 12-24 Pan Head Screws

Installation Instructions

Step 1. Attach Shelf To Rack: Line up 2 holes in each attachment flange and bolt to rack in desired position using the 10-32 or 12-24 pan head screws.







Boldly Creative



Expert Customer Service



Focus On Quality



Ships Same Day

Warranty Statement

Innovation First, Inc. warrants our products against defects in material and workmanship for a period of one (1) year from the date of purchase. Innovation First, Inc. liability shall be limited to repairing or replacing, at our option, any defective product.