



*Boldly Creative*



*Expert Customer Service*



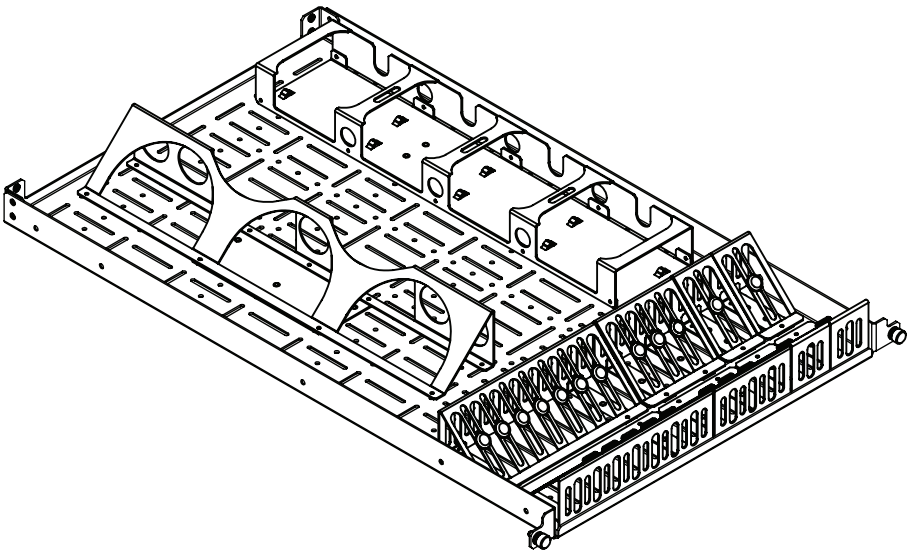
*Focus On Quality*



*Ships Same Day*

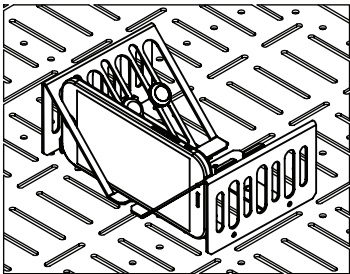
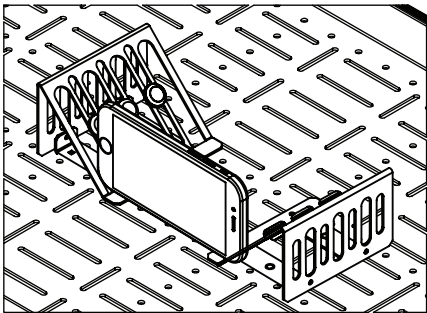
# Modular Device Testing Shelf Device Brackets

## Installation Instructions



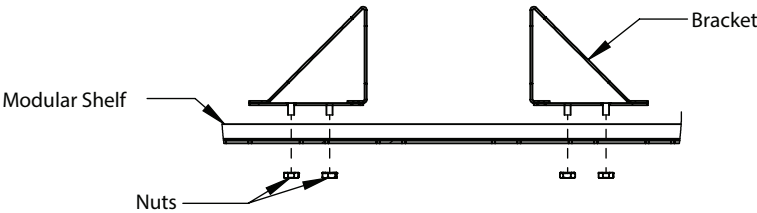
# Bracket Installation Instructions

Step 1     Brackets are adjustable to fit a variety of device widths and depths.



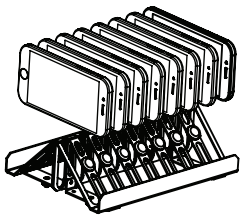
Step 2     Layout brackets with devices in desired configuration. Install brackets along the slot pattern of the shelf. See appendix for example configurations with different types of layouts.

Step 3     Fasten brackets with included nuts, as shown below.




Note : Apple Homepod Bracket shown, other brackets may vary in appearance

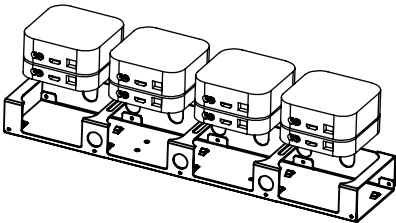
Step 4     Slide device into bracket.



Phone / Tablet Bracket



Apple HomePod Bracket



Apple TV Bracket

## Phone/Table Bracket

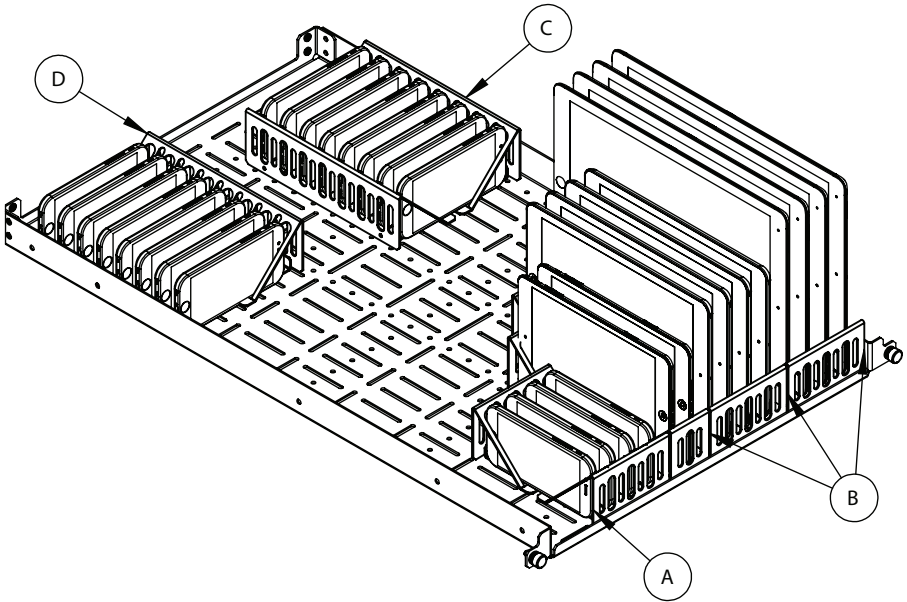
A: Phones supported with brackets on both sides

B: Tablets supported with brackets on both sides

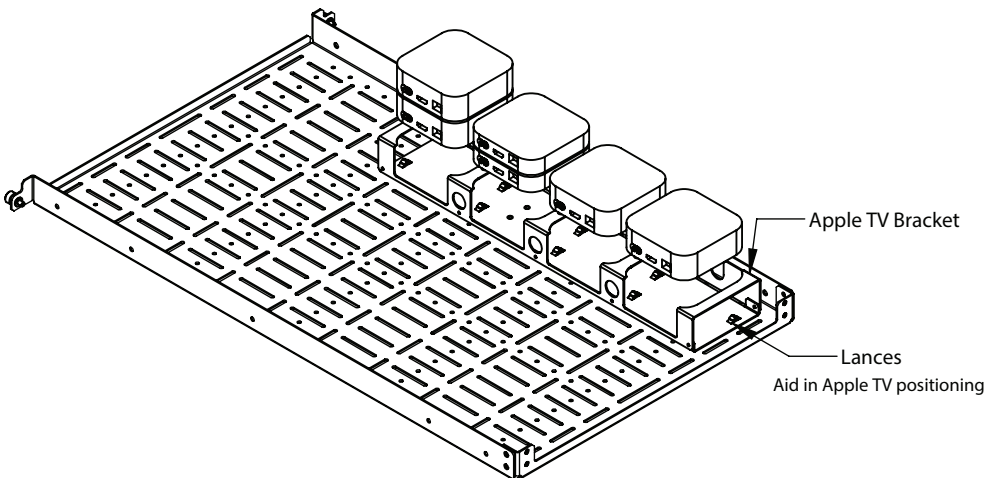
C: Phones supported with brackets on both sides

D: Phones supported with a single bracket

Note : Configuration D will not provide as much support as a configuration with bracket on both sides



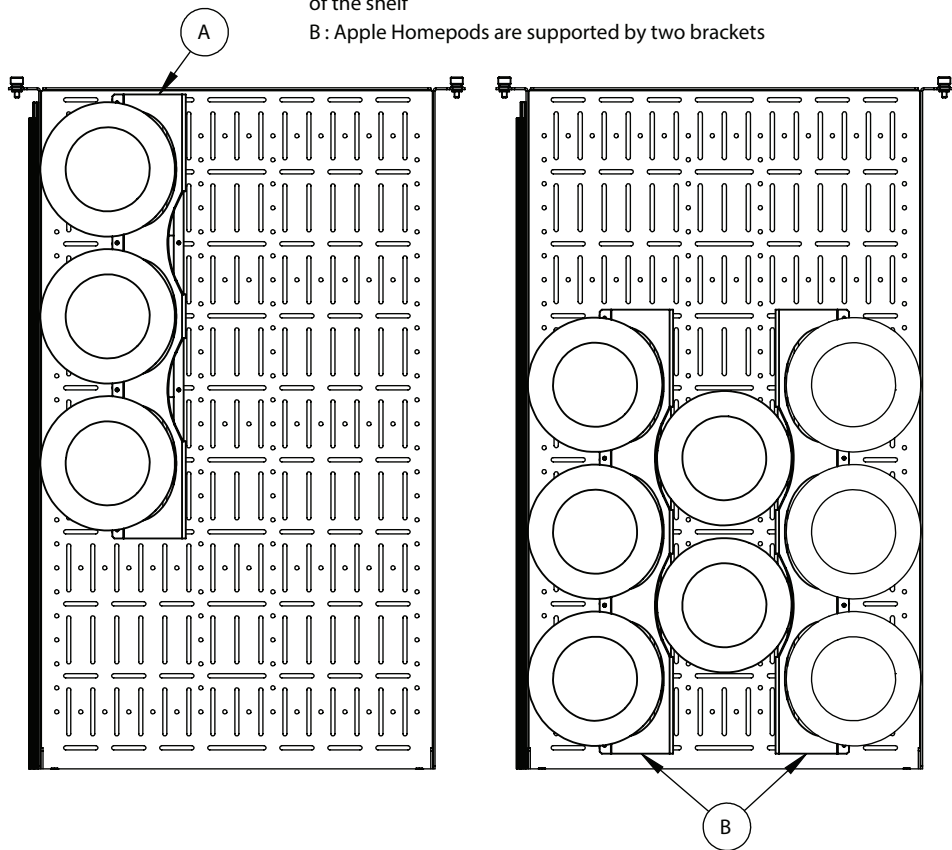
## Apple TV Bracket



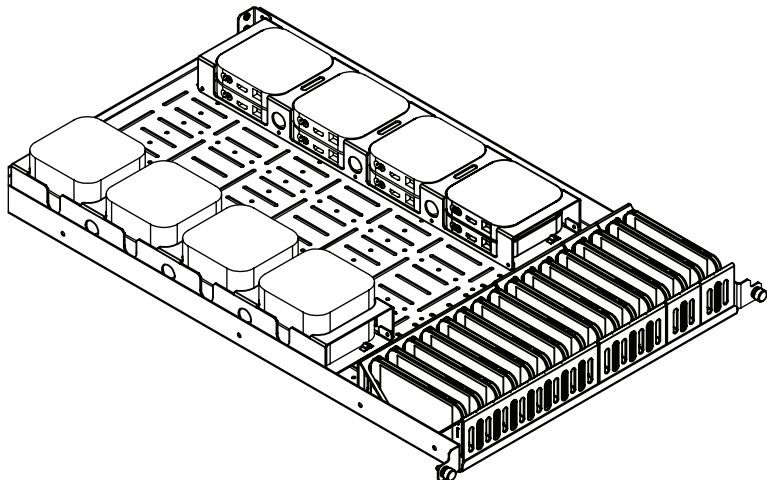
# Appendix

## Apple Homepod Bracket

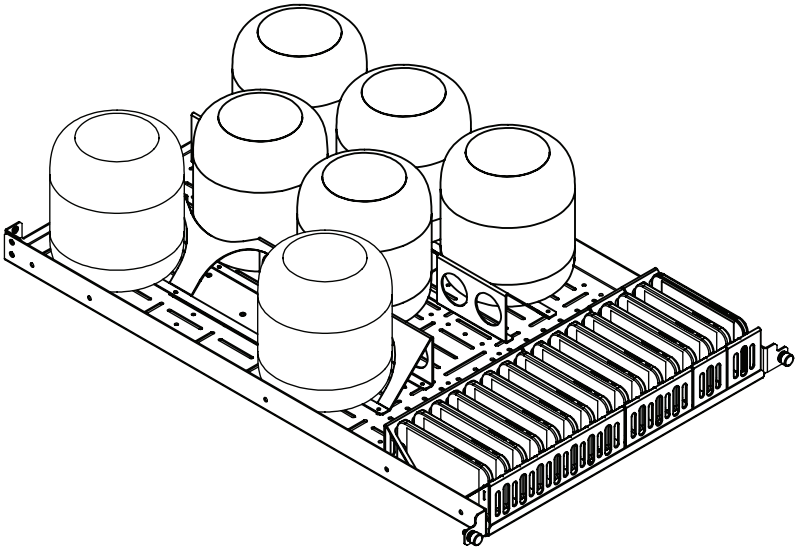
- A : Apple Homepods are supported by one bracket and the side of the shelf
- B : Apple Homepods are supported by two brackets



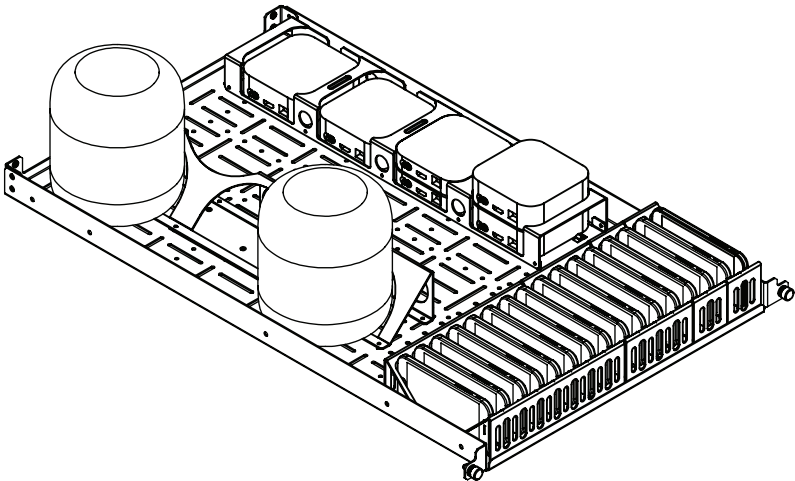
## Apple TV Brackets & Phone/Tablet Brackets



## Apple Homepod Brackets & Phone/Tablet Brackets




## Apple Homepod Bracket & Apple TV Bracket & Phone/Tablet Brackets



## Custom Engineering

Our top notch (in-house) mechanical and electrical engineers are available to solve your toughest custom design challenges.



## On-Site Manufacturing

Our manufacturing facility is on-site at our Texas headquarters. If we send them a drawing in the morning, we can have parts ready to ship-out that evening.






## **Online, in stock, and always growing**

Our distribution centers are packed. Check our website to see if your solution is ready and waiting. Our availability is shown in real time.



## **In-House Advantage**

Customer support, engineering, and logistics are standing by to get you whatever answers you need. Even if that means walking down and asking the guy who made it for you.





*Boldly Creative*



*Expert Customer Service*



*Focus On Quality*



*Ships Same Day*

We'll **help** you figure out what **you need**, get it to **you fast**, and we'll **stand behind it**



#### Warranty Statement

Innovation First, Inc. warrants our products against defects in material and workmanship for a period of one (1) year from the date of purchase. Innovation First, Inc. liability shall be limited to repairing or replacing, at our option, any defective product.