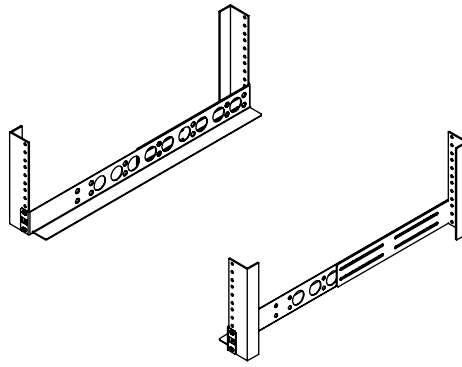
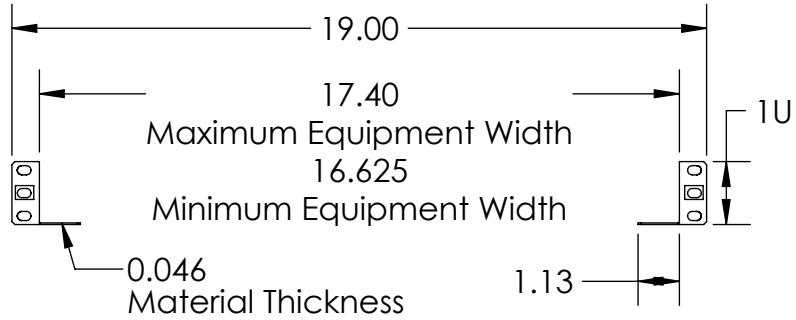


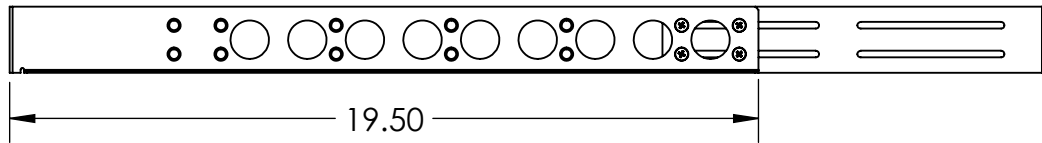
4 Post Mount
Overview



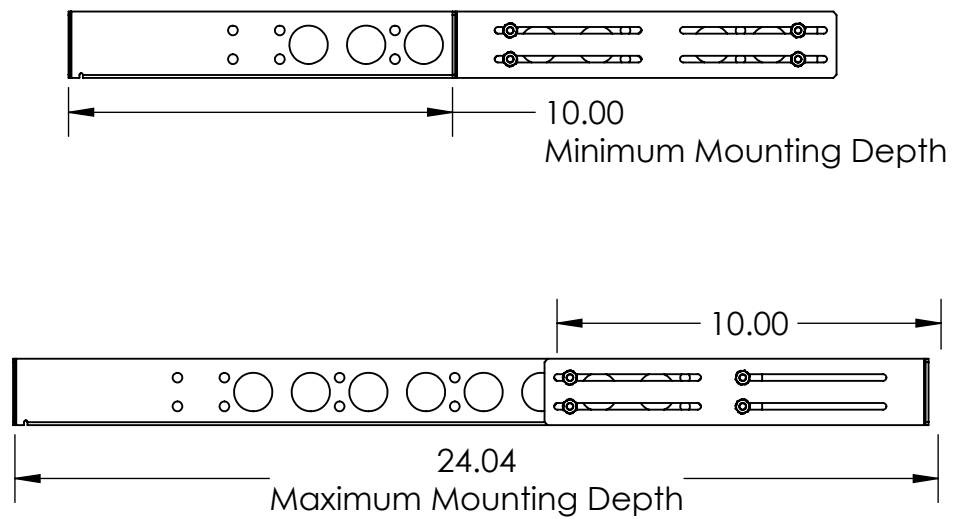
Front View



Rail
Interior View



Rail
Exterior View



Tolerance ± 0.01

ALL DIMENSIONS ARE IN INCHES.

Printed on 3/28/2022

Sheet 1 of 2

RackSolutions[®]

Outline Drawing

racksolutions.com

Dwg No & Rev

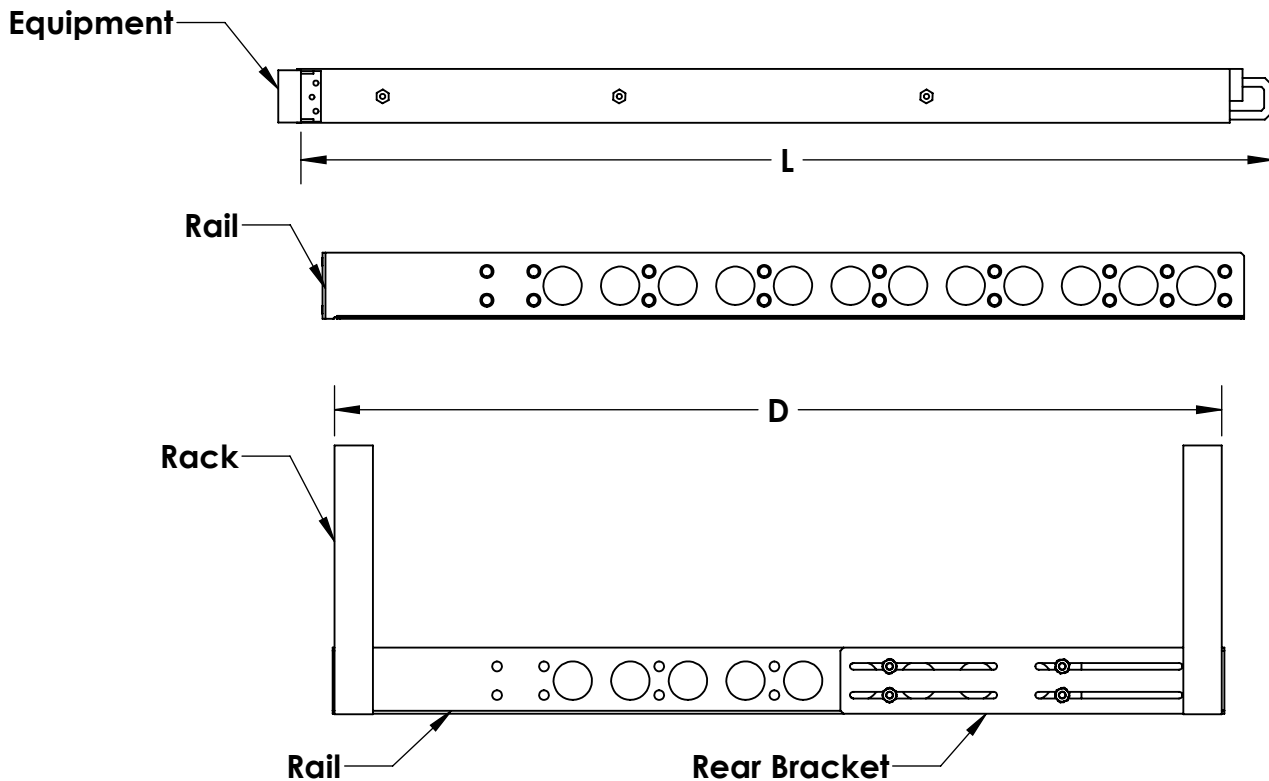
1UKIT-109-20-920

4 Post Mount Rack Fit Guide

Note:

A **positive** value indicates the answer to the corresponding question is **Yes**.
 A **negative** value indicates the answer to the corresponding question is **No**.

<u>Question</u>	<u>Formula</u>
Will the rail extend past the rack ?	$19.5 - D$
Will the rail extend past the server ?	$19.5 - L$
Will the Equipment extend past the rack ?	$L - D$
Variables	D = Rack Mounting Depth L = Equipment Length



Tolerance ± 0.01

ALL DIMENSIONS ARE IN INCHES.

Printed on 3/28/2022

Sheet 2 of 2

RackSolutions®

Outline Drawing
racksolutions.com

Dwg No & Rev
1UKIT-109-20-920