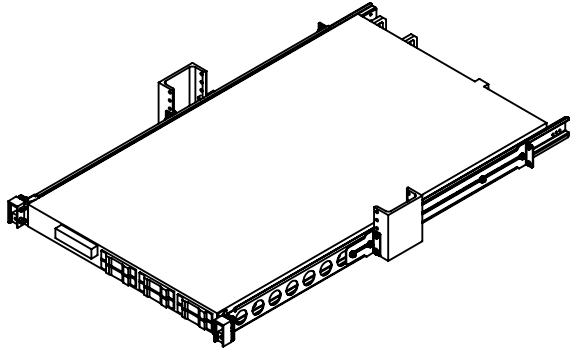
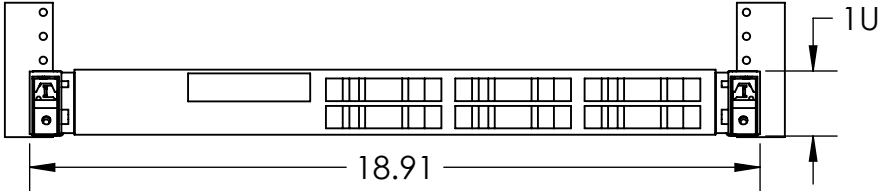
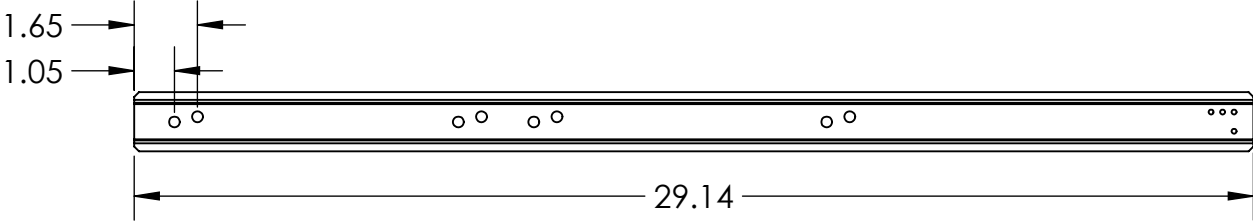
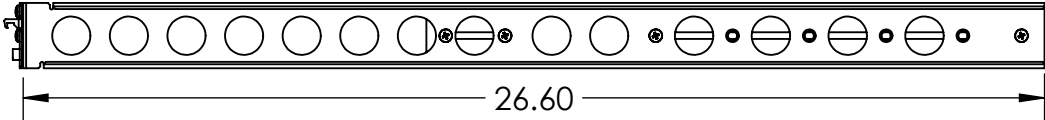
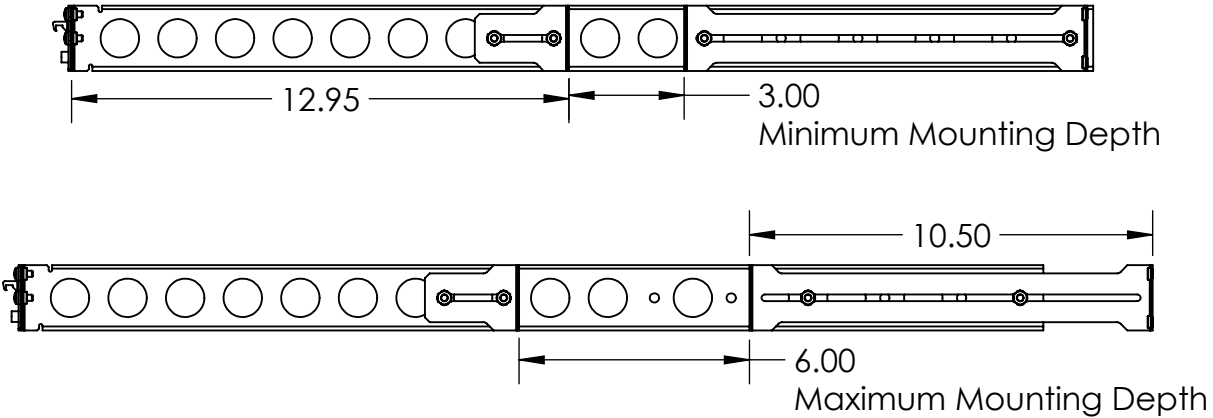


<p>2 Post Center Mount Overview</p>	
<p>Front View</p>	
<p>Inner Rail Overview</p>	
<p>Outer Rail Interior View</p>	
<p>Outer Rail Exterior View</p>	

Tolerance ± 0.01      ALL DIMENSIONS ARE IN INCHES.      Printed on 3/15/2022      Sheet 1 of 2

## 2 Post Center Mount Rack Fit Guide

**Note:**

A **positive** value indicates the answer to the corresponding question is **Yes**.

A **negative** value indicates the answer to the corresponding question is **No**.

<u>Question</u>	<u>Formula</u>
Will the <b>outer rail</b> extend past the <b>rack</b> ?	$13.65 - D$
Will the <b>inner rail</b> extend past the <b>outer rail</b> ?	$1.22 + B$ *
Will the <b>inner rail</b> extend past the <b>server</b> ?	$28.09 + B - L$ *
Will the <b>server</b> extend past the <b>outer rail</b> ?	$L - 26.87$
Will the <b>rear bracket</b> extend past the <b>outer rail</b> ?	$D - 3.15$
<u>Variables</u>	<b>B</b> = Server Ear to First Button <b>D</b> = Rack Mounting Depth <b>L</b> = Server Length <b>V</b> = Server Bottom to Button * For V greater than 0.91 subtract 0.60 from result

