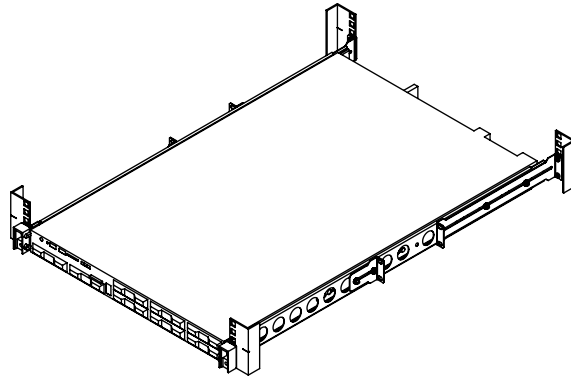
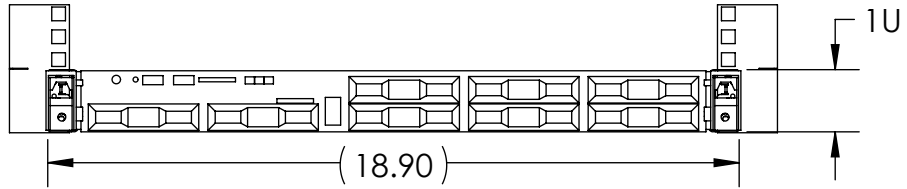


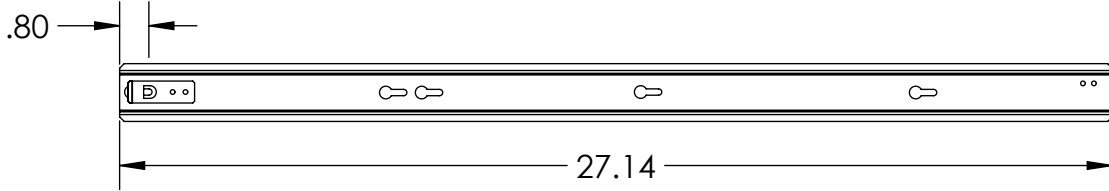
4 Post Mount
Overview



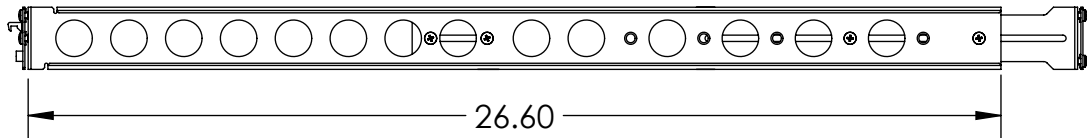
Front View



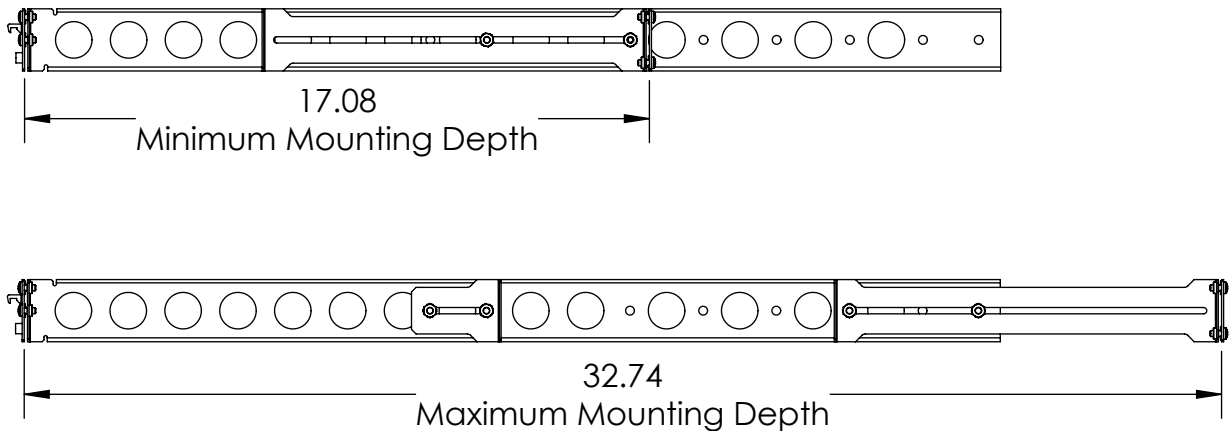
Inner Rail
Overview



Outer Rail
Interior View



Outer Rail
Exterior View



Tolerance ± 0.01

ALL DIMENSIONS ARE IN INCHES.

Printed on 9/16/2021

Sheet 1 of 2

RackSolutions®

Outline Drawing
racksolutions.com

Dwg No & Rev
122-2579-920

4 Post Mount Rack Fit Guide

Note:

A **positive** value indicates the answer to the corresponding question is **Yes**.

A **negative** value indicates the answer to the corresponding question is **No**.

Question	Formula
Will the outer rail extend past the rack ?	$26.60 + T - D$
Will the inner rail extend past the rack ?	$26.09 + B - D$
Will the inner rail extend past the server ?	$26.34 + B - L$
Will the server extend past the rack ?	$L - 0.25 - D$
Variables	B = Server Ear to First Button D = Mounting Depth (Distance front to the back of the rack) L = Server Length T = Rack Upright Thickness

