

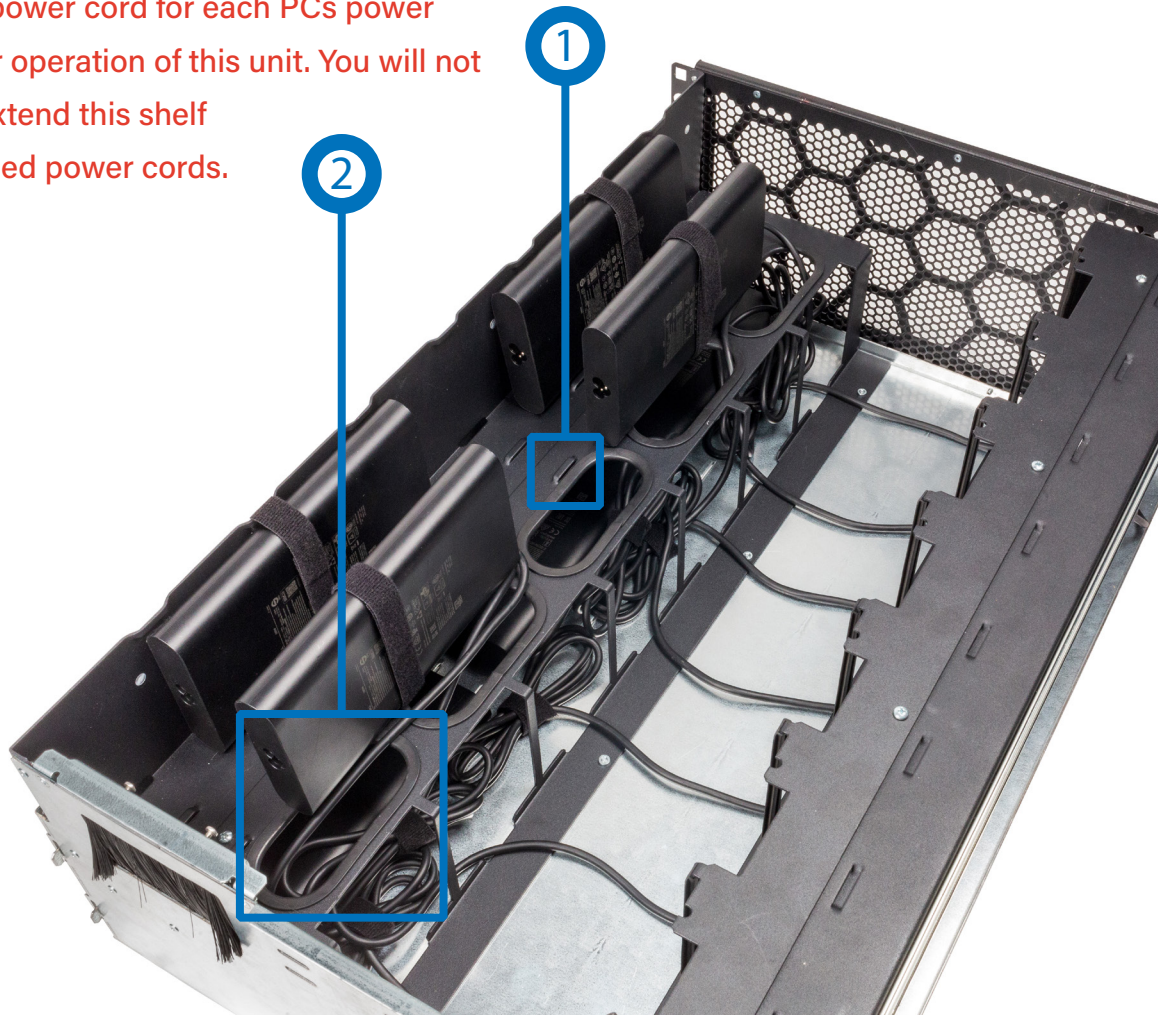
5U HyperShelf for 7 Dell Precision 3280 Compact Workstation

SKU: 115-8995

Cable Routing Guide

- ① Lances located at the top and bottom of the HyperShelf are used for securing and routing cables.
- ② Obround opening located on the top shelf are used for cable routing


***Please note:** You will need to purchase at minimum a 6 ft. power cord for each PCs power supply for proper operation of this unit. You will not be able to fully extend this shelf with Dell's included power cords.










RackSolutions.com

Toll Free: 1-888-505-RACK | Email: info@racksolutions.com

The colored power supply example is our recommendation on how your cables should be routed.



Unit 1	Unit 2	Unit 3	Unit 4	Unit 5	Unit 6	Unit 7
						

- ③ Lances are used for Velcro tie downs to organize power cables.



- ④ Obrounds located on the back of the HyperShelf are used for power cords.

