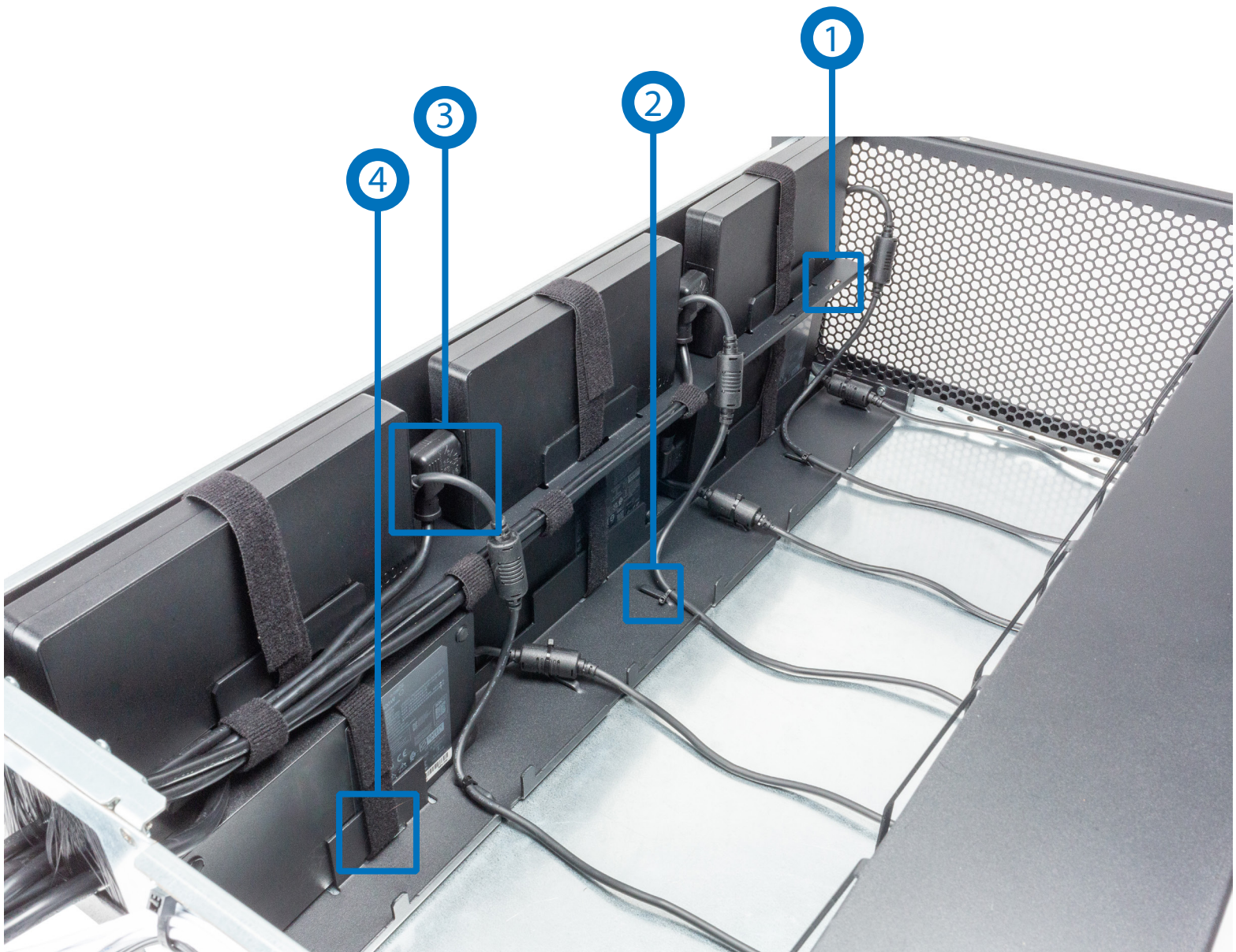


5U HyperShelf for 7 Lenovo ThinkStation P3 Ultras

SKU: 115-8939

Cable Routing Guide

- (1) Obrounds located on the power supply shelf are used for cable management with Velcro ties.
- (2) Lances located at the bottom of the HyperShelf are used for securing and routing cables.
- (3) Right angle power cord connectors are required to maintain proper bend radius when mounting PSUs.
- (4) Obrounds located on the mounting flanges are used for power supply units with Velcro ties.
- Cables slots are used to route the cables.










RackSolutions.com

Toll Free: 1-888-505-RACK | Email: info@racksolutions.com


Reseller Agreements - Volume Agreements - Cage Code: 60QH5 - DUNS: 961816423 - Most POs accepted "RackSolutions®" and "RackSolutions.com" are registered trademarks of RackSolutions, Inc. © Copyright 2023. All Rights Reserved. All other marks of others are property of their respective owners.

- The colored power supply example is our recommendation on how your cables should be routed.
- We recommend placing the 7th unit power supply behind the 5th unit power supply.



Unit 1	Unit 2	Unit 3	Unit 4	Unit 5	Unit 6	Unit 7
						

- (5) Lances are used for Velcro tie downs to organize power cables.



- (6) Obrounds located on the back of the HyperShelf are used for ethernet cables and the fan power cord.

