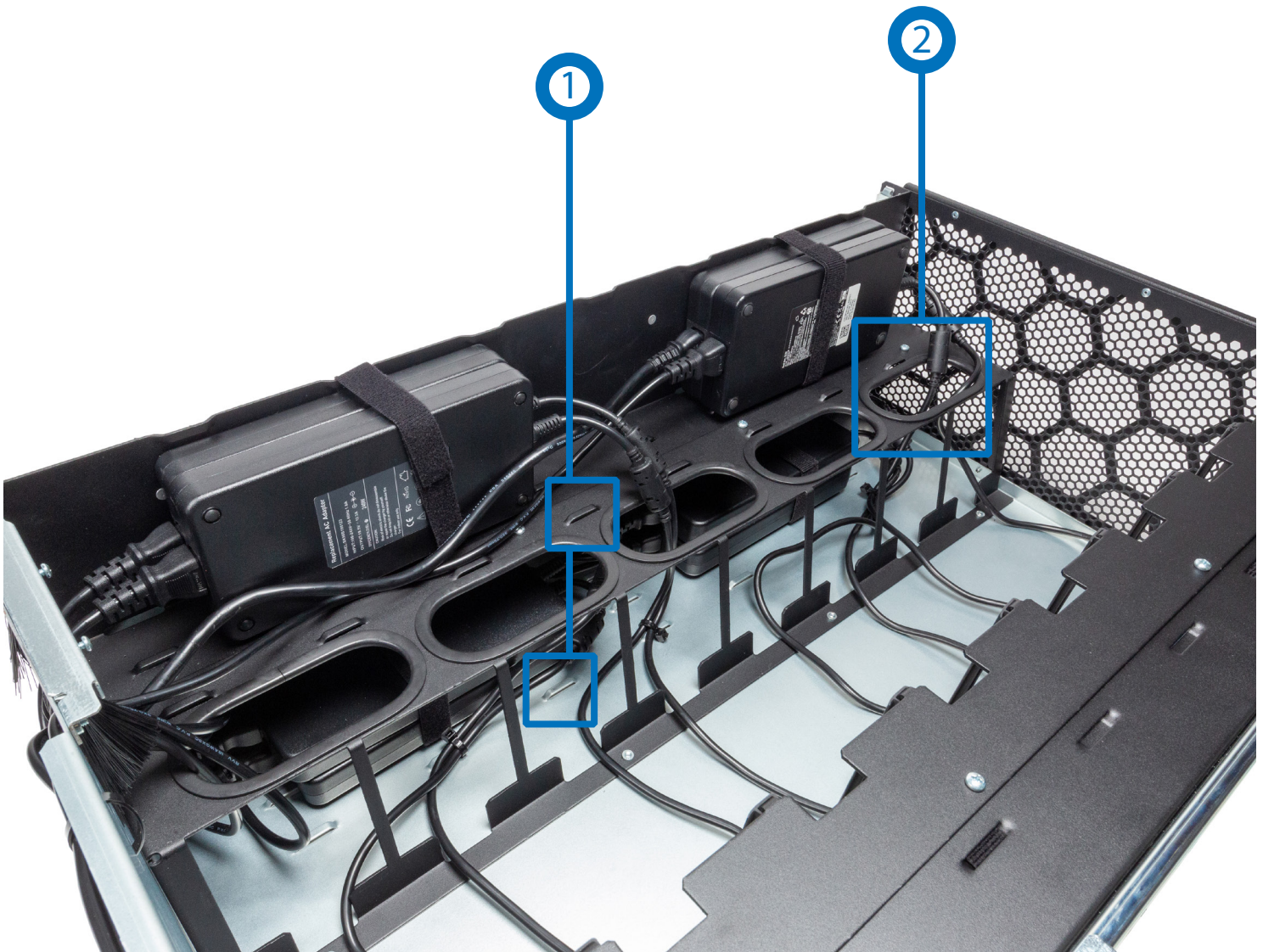


## 5U HyperShelf for 8 Dell Precision 3260 Compact Workstation

SKU: 115-8765

### Cable Routing Guide

- (1) Lances located on the top and bottom of the HyperShelf are used for securing and routing cables.
- (2) Obround opening located on the top shelf are used for cable routing




[RackSolutions.com](https://RackSolutions.com)









Toll Free: 1-888-505-RACK | Email: [info@racksolutions.com](mailto:info@racksolutions.com)

Reseller Agreements - Volume Agreements - Cage Code: 60QH5 - DUNS: 961816423 - Most POs accepted "RackSolutions®" and "RackSolutions.com" are registered trademarks of RackSolutions, Inc. © Copyright 2023. All Rights Reserved. All other marks of others are property of their respective owners.



- The colored power supply example is our recommendation on how your cables should be routed.
- Errata - Power supplies are shown in horizontal configuration on lower level to help visualize the routing of each cable; the intended configuration is vertical.***



Unit 1	Unit 2	Unit 3	Unit 4	Unit 5	Unit 6	Unit 7	Unit 8
							

- (3) Lances are used for Velcro tie downs to organize power cables.





- (4) Obrounds located on the back of the HyperShelf are used for power cords.

